



.....helping to build a better world



Camden eCare

energy rated windows

Energy waste is big news! The government is committed to reducing CO2 emissions by 20% by 2010, and as part of this commitment, changes to building regulations has determined that new or replacement windows have to meet certain standards. eCare Energy Rated, Camden's range of energy efficient windows, has been designed with this in mind. The eCare Energy Rated window range stops heat from inside the home escaping, while allowing heat from the sun into the room: the result is savings on fuel bills and reduced energy waste.

Acting on consumer demand for superior quality, high performance and thermally efficient products which are manufactured in a sustainable fashion, Camden Group have improved their range of energy rated windows, now offering only A and B rated casement windows.

All products in the range have been designed to deliver the highest levels of energy efficiency while retaining maximum weather and security performance. The range spans all of Camden's profile systems (60mm & 70mm) ensuring that there is a window to suit everyone's needs. When you buy an eCare energy rated product you can be assured of quality, performance and sustainability.

Why Choose Camden eCare ?

- **BFRC approved A and B rated windows**
- Exceeds current building regulations for new and replacement windows
- **Energy Saving Trust Recommended**
- Choice of 18 colours in both **62 and 52 outer frames**
- Certificate with all BFRC approved windows
- Camden guarantee on frame, glass and ironmongery
- Low maintenance PVCU frames in a range of styles and made to measure
- **Vertical Sliding Sash now available with a C rating**

Added Value for You and the Environment

- Reduce the amount of fuel needed to heat your home
- Save money on your fuel bills
- Reduce the amount of energy wasted in the home
- Help protect the environment

A and B rated windows in 18 Colours.....



Warm Edge Super Spacer

In the past standard windows fitted in our homes and offices feature metal bars separating the panes of glass in the sealed unit. However metal bars are highly conductive, and this results in heat loss and condensation, leading to problems for you and the environment.

Super-Spacer is 950 times less conductive than standard aluminium spacer bars...



Super-Spacer is a foam-based spacer bar and therefore is less conductive than standard metal spacer bars. This provides many positive advantages:

- Heat loss is reduced by up to 94% which in turn reduces heating bills
- Reduces noise transmission by up to 2dB
- Condensation is reduced by up to 70%, which also eliminates any bacteria on your windows
- 65% warmer internal edge, which means thermal bridging is all but eliminated
- Less energy emissions are released into the environment



Window Energy Rating (WER)

The British Fenestration Rating Council (BFRC) is an independent body which is leading the development and application of Window Energy Ratings.

Calculating the BFRC Window Energy Rating

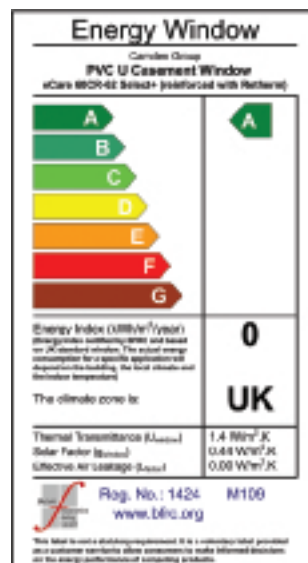
In the past U-Values alone were used to rate window energy performance. This is no longer sufficient as it does not take into account solar gain and air leakage.

BFRC use Window Energy Ratings, as this method takes into account the significant benefits to be derived from solar gain along with the heat lost through air infiltration.

1. **Window Solar Factor (G-value)**
Measures the amount of heat gain from sunlight.
2. **Window Thermal Transmittance (U-Value)**
Measures how good the combination of glass and frame are at retaining heat. The lower the U-value the better the product is at preventing heat escaping.
3. **Effective Air Leakage (L-Factor)**
Measures the heat lost from air leakage through the frame.

As simple as A B C

Windows are rated using the familiar A to G scale on the basis of their total energy efficiency, where an A-rated window is more energy efficient than a G-rated window. Consumers and specifiers can quickly and easily choose the most suitable window for their needs.



Look out for the label, remember if it is not supplied with a certificate showing the BFRC label it is not official.

Accept only A and B rated windows to achieve optimum results.

And all from one supplier.....

Camden have 25 years of experience; they have combined their skills in frame fabrication and taken full advantage of the benefits of producing sealed units on site to create a range of energy rated windows, meaning no confusion or delays between manufacturers.

Camden use only tough, durable PVCu materials in the fabrication of eCare energy rated windows, which offer many advantages over wood. The durability of PVCu ensures it does not rot or warp. In addition it is highly energy efficient, offering significant energy and cost savings; benefiting both the environment and homeowner. Metal reinforcement is used, as no other reinforcement can guarantee the strength and support offered by metal.



Energy Saving
Recommended


**Camden eCare
Energy Rated, the new
range of energy efficient
windows, has been awarded official
recommendation from the Energy Saving Trust**



The Energy Saving Trust was set up to address the effects of climate change by promoting the efficient use of energy, specifically within the home. Products which comply with energy efficiency standards are awarded an Energy Saving Logo.

The Energy Saving Trust states that almost 6 tonnes of carbon dioxide is created by each household every year, with **upto 20% of heat and energy loss occurring through windows.** This has negative effects for both the environment and the consumer.

So when choosing replacement windows, if you see the Energy Saving Logo, you can be assured that your windows will be energy efficient.




Standard Specification for 60mm “A” Rated Window

Name	eCare 60CR Select+
BFRC Rating	A
U-Value *Whole Window	1.4
Profile Description	
Frame Profile	60C
Outer Frame	52 or 62 (60mm chamfered)
Mullion	70mm
Sash Profile	70mm Radius Sash (semi-sculptured)
Colours	Whitegrain, Cream, Black, Walnut, Natural, Oak, Mahogany and White *non-stock colours available upon request
Reinforcement	*Reinforcement (*Partially or Fully reinforced dependant on colour)
Gasket	Integral
Glass Sealed Unit	
Glazing Size	4/16/4
Sealed Unit Name	Select+
Outer Glass	Low Iron Float Glass (e.g. OptiWhite / Diamante)
Gas Fill	Argon
Inner Glass	Low e Soft Coat (e.g. Optitherm / Planitherm Total)
Spacer	Warm Edge Super Spacer

eCare 60CR Select+



The Complete A Rated Solution...



- BFRC approved A rated
- Available in 52mm and 62mm Outer
- Available in all colours*
- Select+ the most efficient DG unit on the market

The ultimate A rated energy efficient window package....

The window shown is for illustration purposes only

The Most Energy Efficient Glass.....

Specification for Select+ Double Glazed Unit

Name	Select+
Glass Sealed Unit	
Glazing Size	4/16/4 or 4/20/4
Outer Glass	Low Iron Float Glass (e.g. OptiWhite / Diamante)
Gas Fill	Argon
Inner Glass	Low e Soft Coat (e.g. Optitherm / Planitherm Total)
Spacer	Warm Edge Super Spacer
Glass Values	
U-Value *Centre Pane	1.16
Solar Gain	0.68g
Light Transmission %	80
BFRC Rating	"A" rated when combined with Camden eCare frame



Certification mark

eCare Select+

Guide to Glass Types

Float (OptiFloat)

Float glass is the standard glass found in many windows, it is commonly used as the outer pane of glass in thermally efficient double glazed units when it is teamed with a low E inner plane of glass.

Low Iron (Optiwhite or Diamante)

Low Iron glass is a specially developed float glass without the faint green tint that appears in most standard float glass. **Low Iron glass is the superior choice to standard float glass.**

- Neutral clear appearance
- Maximum light transmission compared to standard float glass
- Suitable for commercial applications where superior performance is required
- Superior choice to standard float glass

Low E, Hard Coat (K-Glass)

Hard Coat is an on-line coated low E glass; its Pilkington brand name, K-Glass, is well known making it a popular choice.

- Meets building regulations for energy efficiency
- Available in toughened or laminated


Low E, Soft Coat (Optitherm or Planitherm Total)

Soft Coat is an off-line coated low E glass, **giving greater performance than its sister hard coat low E glass (K-Glass).**

- Excellent thermal insulation
- High light transmission
- Meets building regulations
- Available in toughened or laminated

- Select+ DG unit
- Super spacer as standard
- Thermally efficient low e soft coat
- Low Iron outer pane for high solar gain
- 24 and 28mm units available
- Achieves an A rating when combined with certain 60C & 70C/S frames

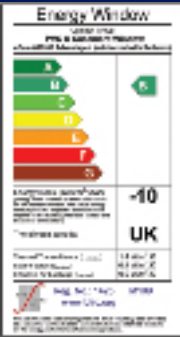




Standard Specification for 60mm
“B” Rated Window

Name	eCare 60CR Advantage+
BFRC Rating	B
U-Value *Whole Window	1.45
Profile Description	
Frame Profile	60C
Outer Frame	52 or 62 (60mm chamfered)
Mullion	70mm
Sash Profile	70mm Radius Sash (semi-sculptured)
Colours	Whitegrain, Cream, Black, Walnut, Natural, Oak, Mahogany and White *non-stock colours available upon request
Reinforcement	*Reinforcement (*Partially or Fully reinforced dependant on colour)
Gasket	Integral
Glass Sealed Unit	
Glazing Size	4/16/4
Sealed Unit Name	Advantage+
Outer Glass	Float Glass (optifloat)
Gas Fill	Argon
Inner Glass	Low e Soft Coat (e.g. Optitherm / Planitherm Total)
Spacer	Warm Edge Super Spacer

eCare 60CR Advantage+



- BFRC approved B rated
- Available in 52mm and 62mm Outer
- Available in all colours*

Our Standard B Rated Solution...

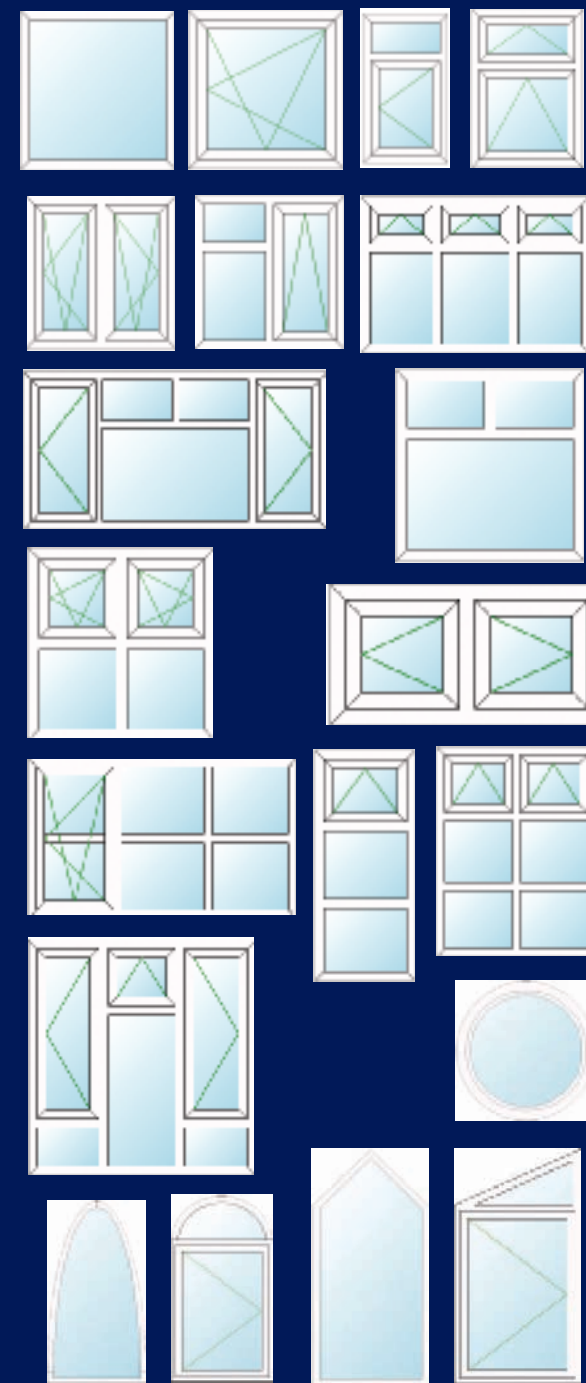
Advantage+ Double Glazed Unit



Name	Advantage+
Glass Sealed Unit	
Glazing Size	4/16/4 or 4/20/4
Outer Glass	Float Glass
Gas Fill	Argon
Inner Glass	Low e Soft Coat (e.g. Optitherm / Planitherm Total)
Spacer	Warm Edge Super Spacer
Glass Values	
U-Value *Centre Pane	1.16
Solar Gain	0.63g
Light Transmission %	79
BFRC Rating	"B" rated when combined with Camden eCare frame



The choice is yours.....



Our Complete Range of Energy Efficient Windows



	Name	Glass Unit	BFRC Rating	U-Value *Whole Window	Profile	Colour	Reinforcement	Gasket	O/ Frame	W/Sash	Mullion	Glazing Size
1	eCare 60CR	Select+	A	1.40	60C	All	Partial or Full*	Integral	52 or 62	70-R	70	4/16/4
2	eCare 60CR	Advantage+	B	1.45	60C	All	Partial or Full*	Integral	52 or 62	70-R	70	4/16/4
3	eCare 60C (52)	Select+	A	1.40	60C	White/ Cream	Partial	Integral	52	76	70	4/16/4
4	eCare 60C (62)	Advantage+	B	1.42	60C	All	Partial or Full*	Integral	62	76	70	4/16/4
5	eCare 60C (T'n'T)	Select+	C	1.50	60C	All	Partial or Full*	Integral	75	88.5	70	4/16/4
6	eCare 60S	Advantage+	B	1.41	60S	All	Partial or Full*	Integral	62	76	70	4/16/4
7	eCare 70C	Select+	A	1.40	70C	All	Partial or Full*	Integral	52	75	69	4/20/4
8	eCare 70S	Select+	A	1.40	70S	White	Partial	Integral	52	75	69	4/20/4
9	eCare 70S (T'n'T)	Select+	A	1.40	70S	White	Partial	Integral	62	70	69	4/20/4
10	eCare Vertical Slider	Select+	C	1.50	VS	All	Full	Co-Ex	69	60	48	4/16/4

Sealed Unit	Outer Glass	Gas Fill	Inner Glass	Spacer
eCare Select+	Low Iron	Argon	Soft Coat	
eCare Advantage +	Float	Argon	Soft Coat	

C = Chamfered / S = Sculptured /
R = (Radius) Semi-Sculptured

*Full or Partial reinforced dependant on colour

*Whole window U values vary with individual window dimensions.
The values quoted in the table are for the Standard 1230 x 1480
Casement Window, as specified by the BFRC Rating scheme.

Why Choose Camden eCare ?

- **BFRC approved A and B rated windows in 18 colours**
- 60mm profile available in **52 and 62 outer**
- Reduce the amount of fuel needed to heat your home and **save money on fuel bills**
- Exceed all building regulations for new and replacement windows
- **Energy Saving Trust Recommended**
- Low maintenance PVCU frames in a range of styles and made to measure
- Reduce the amount of energy / CO₂ emissions wasted in the home
- **Help protect the environment**

Casement Windows

Casement windows are the most popular style of window due to their versatility and are ideal for any direct window replacement.

The range includes fixed light, side-hung and top-hung sashes, and bay windows. These can be combined in an extensive series of configurations with or without opening sashes, and are suitable for low or medium rise dwellings.



Special Windows

Camden Specials make a unique addition to your home. Camden's investment in top of the range machinery ensures that frames can be manufactured in practically any shape.

Choose from:

- Porthole windows
- Apex windows
- Angled windows with opening sashes
- Arched windows with opening arched sashes
- Gothic Arches
- Arched Tilt 'n' Turns
- Vertical Sliders with an Arched Head



Vertical Sliding Sash Windows

The sliding sash window range combines the elegance of traditional sash windows with the benefits of modern materials. Manufactured from PVCu they are strong, will not rot, warp or require repainting; ensuring that they retain their colour and shape throughout the years with the minimum of maintenance.

Suitable for replacing existing timber sliders in period buildings, whilst still appealing to new builds seeking to capture a traditional feel. The traditional style can be enhanced with the addition of georgian or astrical bars, alternatively decorative horns can be added.

All options are available in white, oak, cream and new to the range black*.

Vertical Sliding Sash windows are available in C energy rating.



Tilt 'n' Turn and French Windows

French Windows

Brighten up your home and improve the view with the option of french windows. The opening allows unrestricted access, is an ideal fire escape route and provides maximum ventilation.



Tilt 'n' Turns

The Tilt 'n' Turn window is a versatile system, ideal for many different types of installation from high rise blocks to domestic houses. It is secure, easy to operate and looks stunning with any house style. The tilt position makes it convenient for ventilation, and also features a side hung facility for opening into the room. Tilt 'n' Turn windows are also very easy to clean from the inside of the room and are an ideal fire escape exit due to the opening at the 90 degree angle. Camden Tilt 'n' Turns are fitted with the unique, user friendly and secure 'Easi-Gear' (Efficiency and Security Innovation Gear) hinge system.

Profile and window types.....



Camden 60S

The 60S sculptured frame fits naturally into its surroundings, complementing any building without compromising on style. The 60S frame has been specifically fabricated for the Camden Group and is only available to Camden customers. Its stylish, striking looks are designed to enhance the home of image conscious property owners.

60S Checklist

- 60mm Profile with 4 Internal Chambers
- Fully Sculptured Frame & Beading
- 3 Colour Options
- Internally Glazed
- Integral Gaskets
- 24mm Beading
- Available in a BFRC approved B rated window



Camden 60C

No one individual is the same as another and our homes reflect this, that is why the unique 60C range was developed. Whether it is used for replacement windows or for a new build the 60C profile has something for everyone.

60C Checklist

- 60mm profile
- Chamfered Frame
- Chamfered or Sculptured Beading
- 18 Colour Choices
- Externally or Internally Glazed*
- 24mm Beading as Standard
- Integral Gaskets
- Tilt 'n' Turn Energy Rated Windows Available
- Available in a BFRC approved rated windows



Camden 70C

Slender, tasteful and eye-catching, 70C windows offer a contemporary appearance, with an extra touch of class. These high quality, eye-catching frames look good whether used in a new build or to refurbish an older dwelling. A feature groove on the frame and concealed drainage comes as standard.

70C Checklist

- 70mm Profile
- Chamfered Frame
- Chamfered or Sculptured Beading
- 5 Colour Options
- Integral Gaskets
- Internally Glazed with 28mm Beading
- Matching External Sills
- Available in a BFRC approved A rated window



Camden 70S

70S is the first fully sculptured profile available in the full suite of products including windows, doors, french doors and tilt 'n' turns. It offers all the advantages of the 70C system but with the added advantage of a fully sculptured frame.

70S Checklist

- 70mm Profile
- Fully Sculptured Frame and Beading
- Colour Option - White
- Internally Glazed
- Integral Gaskets
- 28mm Beading
- Matching External Sills
- Tilt 'n' Turn Energy Rated Windows Available
- Available in a BFRC approved A rated window





Distributor

www.ecarewindows.com

Camden Group
Unit 4-7 Steeple Industrial Estate, Antrim,
Co. Antrim, BT41 1AB
(from UK) T: 028 9446 2419 F: 028 9442 8138
(from ROI) T: 048 9446 2419 F: 048 9446 4002
W: www.camdengroup.co.uk E: info@camdengroup.co.uk

